



# Micador ColourFun Markers

## RECYCLING INSTRUCTIONS



What You'll need:




**Step 1:** Using pliers, grip the end cap and pull it off the barrel. It's a little tricky, so make sure you ask a grown up for help. Then remove ink reservoir.



**Step 2:** Wrap paper towel around the nib, grip with pliers and pull until the nib comes out.



**Step 3:** Recycle lids, end caps and barrels in accordance with your council recycling program. Discard all other parts.



## GREEN eARTH™ COLLECTION

### Micador Group

Everyone needs to do their bit for the environment...

So we've made it easy for you.

We're constantly looking for ways to do things better, make products safer and provide awesome things that you will love. Our new green initiative, green eARTH™, is one of our most exciting projects. We're making products that are earth friendly and are helping, not hindering, our environment.

We've taken a bold step, leading the market to introduce to you the first Australian marker available made from 100% post-consumer recycled plastic and manufactured with solar power. Not only is the marker made from recycled plastic but it can be recycled too!

- Barrels & lids made from 100% post-consumer recycled plastic
- Manufactured with solar power
- Marker barrels & lids are recyclable
- Packaged in a recyclable PP wallet with recyclable insert card
- Broad shaped, sink proof nib
- Minimum writing distance of 498m
- Superwashable ink
- Ventilated caps for safety

Check out the website for our full GREEN eARTH collection!

[micador.com.au](http://micador.com.au)





# Micador Mega Markers

## RECYCLING INSTRUCTIONS



What You'll need:




**Step 1:** Grip the nib by its grooves and pull until it comes out.



**Step 2:** Remove ink reservoir.



**Step 3:** Recycle lids and barrels in accordance with your council recycling program. Discard all other parts.



## GREEN eARTH™ COLLECTION

### Micador Group

Everyone needs to do their bit for the environment...

So we've made it easy for you.

We're constantly looking for ways to do things better, make products safer and provide awesome things that you will love. Our new green initiative, **green eARTH™**, is one of our most exciting projects. We're making products that are earth friendly and are helping, not hindering, our environment.

This includes products that are:

- Made with FSC® 100% certified timber;
- Made from recycled materials;
- Made with bio-degradable materials;
- Manufactured using clean energy sources;
- 100% recyclable, when their market alternatives aren't.

check out the website for our full GREEN eARTH collection! ♡

[micador.com.au](http://micador.com.au)






# Micador Marathon Markers

## RECYCLING INSTRUCTIONS



What You'll need:



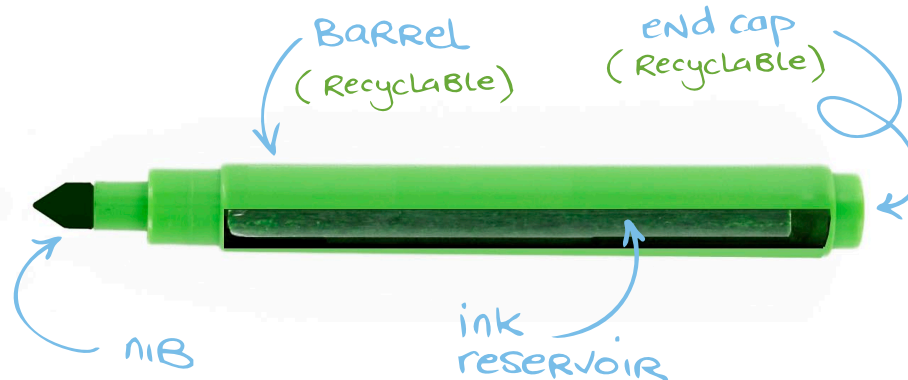

**Step 1:** Using pliers, grip the end cap and pull it off the barrel. It's a little tricky, so make sure you ask a grown up for help. Then remove ink reservoir.



**Step 2:** Wrap paper towel around the nib, grip with pliers and pull until the nib comes out.



**Step 3:** Recycle lids, end caps and barrels in accordance with your council recycling program. Discard all other parts.



## GREEN eARTH™ COLLECTION

### Micador Group

Everyone needs to do their bit for the environment...

So we've made it easy for you.

We're constantly looking for ways to do things better, make products safer and provide awesome things that you will love. Our new green initiative, **green eARTH™**, is one of our most exciting projects. We're making products that are earth friendly and are helping, not hindering, our environment.

This includes products that are:

- Made with FSC® 100% certified timber;
- Made from recycled materials;
- Made with bio-degradable materials;
- Manufactured using clean energy sources;
- 100% recyclable, when their market alternatives aren't.

check out the website for our full GREEN eARTH collection!

[micador.com.au](http://micador.com.au)





# Micador SAFETY Markers


## RECYCLING INSTRUCTIONS



What You'll need:




**Step 1:** Using pliers, grip the end cap and pull it off the barrel. It's a little tricky, so make sure you ask a grown up for help. Then remove ink reservoir.



**Step 2:** With pliers, grip the plastic just below the nib and bend until it snaps off.



**Step 3:** Recycle lids, end caps and barrels in accordance with your council recycling program. Discard all other parts.



## GREEN eARTH™ COLLECTION

### Micador Group

Everyone needs to do their bit for the environment...

So we've made it easy for you.

We're constantly looking for ways to do things better, make products safer and provide awesome things that you will love. Our new green initiative, **green eARTH™**, is one of our most exciting projects. We're making products that are earth friendly and are helping, not hindering, our environment.

This includes products that are:

- Made with FSC® 100% certified timber;
- Made from recycled materials;
- Made with bio-degradable materials;
- Manufactured using clean energy sources;
- 100% recyclable, when their market alternatives aren't.

check out the website for our full GREEN eARTH collection! ♡

[micador.com.au](http://micador.com.au)

